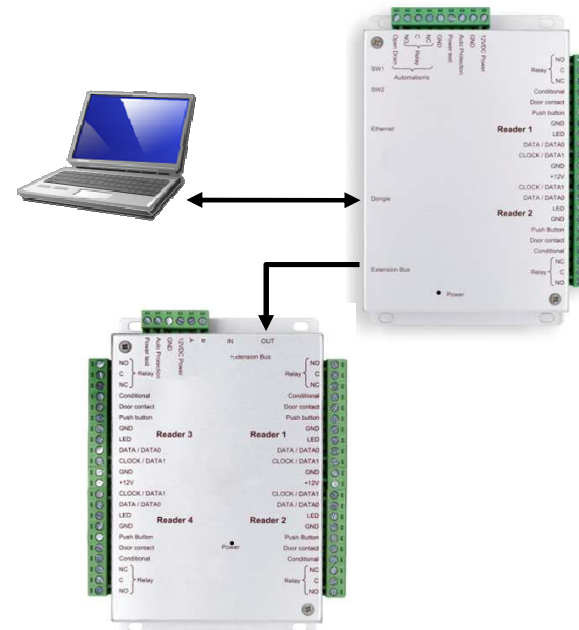



DOMO

NEW ON-LINE Access Control Unit



CONTENT

-  System Description
 - IP-12 Access control unit
 - Expansion Modules
 - Software on-line DOMO
 - Summary

SYSTEM DESCRIPTION

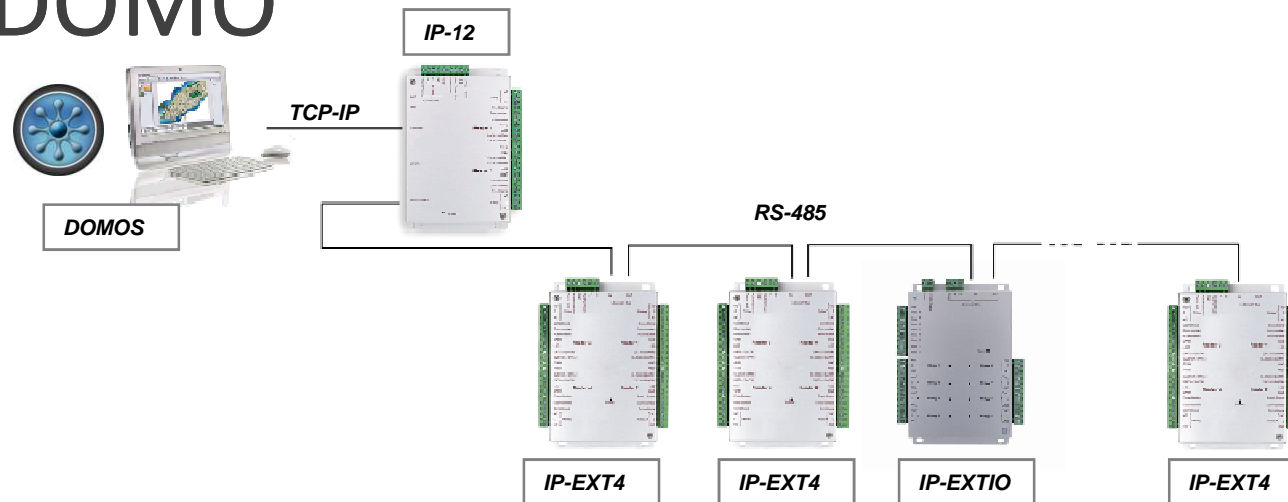
DOMO

- ONLINE Access Control Unit for 2 readers.
- TCP/IP connection to the PC.
- RS485 connection between IP-12 and expansion modules.
 - Expansion Module IP-EXT4: 4 readers/doors.
 - Expansion Module IP-EXTIO: 8 inputs/outputs
- Up to 10 expansion modules for every IP-12
- Up to 64 IP-12 connected at the same net.



SYSTEM DESCRIPTION

DOMO



- readers/doors at the same net= 1 IP-12 + 10 IP-EXT4/IP-EXTIO
 - Up to 10 IP-EXT4/IP-EXTIO can be connected to an IP-12
- Up to 840 lectores/puertas in total -> DOMO
 - Up to 64 IP-12 can be connected to the DOMOS(PC), maximum 840 lectores.
- Each reader has the following inputs:
 - Pushbutton
 - Door contact
 - Conditional -> ex. Vehicle detector
- 128 time slots
- 64 automatismos
- Access control units connected are detected automatically.
- Synoptic display (maps)



CONTENT

System Description

 IP-12 Access control unit

Expansion Modules

Software on-line DOMO


Summary

IP-12 Access control unit

Control de acceso ON-LINE

TCP/IP Communication

- 2 readers.
- 3 outputs.
 - 2 for readers.
 - 1 for automatismos.
- 15000 users.
- 15000 events.
- 128 time slots.
- 64 automatismos.
- Extraible memory.
- IP address integrated on the device.
- 2 processors with redundancy function.
- Manufactured in Europe
- Warranty 5 years



BUS-S:

O JCM Connect and proximity readers

WIEGAND:

O Proximity readers (JCM, HID, STID, DESTAIR, INDALA, etc.)

O Key pads (XPR, etc.)

O Biometric readers (SAGEM, etc.)

O Radio receivers (JCM, TECHNO EM, etc.)

O DALLAS (via interface)

CLOCK & DATA:

O Magnetic strip readers

O Barcode readers

O Proximity readers

O Radio receivers



CONTENT

System Description

IP-12 Access control unit

 Expansion Modules

Software on-line DOMO

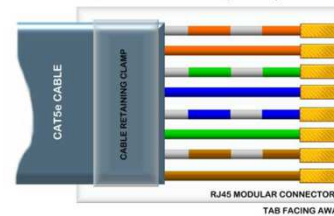
Summary

Expansion Modules


IP-EXT4

4 readers/doors.

- 4 readers.
- 4 NA/NC inputs.
- 4 readers outputs.
- RS485 extension bus
- Maximum cable distance 750m
- Maximum 10 IP-EXT4 for every IP-12

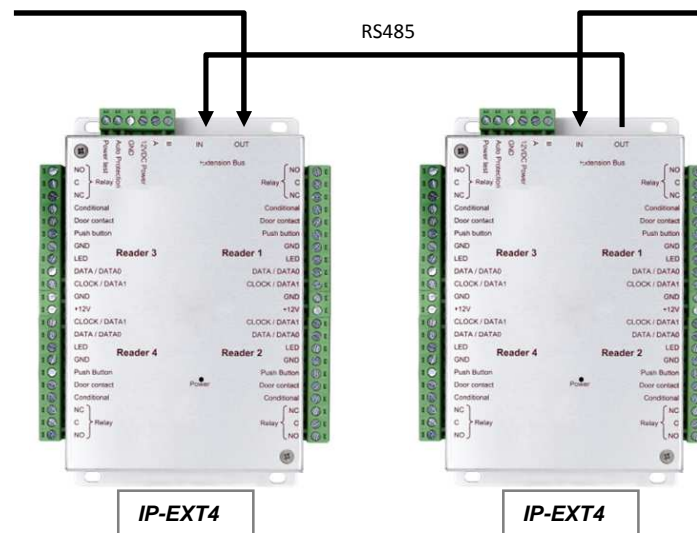


IP-12	IP-EXT4
A	A
B	B



Up to 10 modules for every IP-12

Maximum distance= 750m



- BUS-S:**
- o JCM Connect and proximity readers
- WIEGAND:**
- o Proximity readers (JCM, HID, STID, DESTAIR, INDALA, etc.)
 - o Key pads (XPR, etc.)
 - o Biometric readers (SAGEM, etc.)
 - o Radio receivers (JCM, TECHNO EM, etc.)
 - o DALLAS (via interface)
- CLOCK & DATA:**
- o Magnetic strip readers
 - o Barcode readers
 - o Proximity readers
 - o Radio receivers

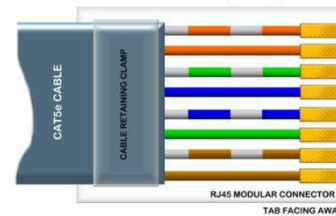


Expansion Modules

IP-EXTIO

Outputs

- 8 outputs 3A/12V and 3A/24V
- Main application
 - Lift: 8 levels each module
 - Intrusion:
 - Analogic input
 - Inputs with 2 o 4 different states.
- Up to 10 IP-EXTIO for every IP-12

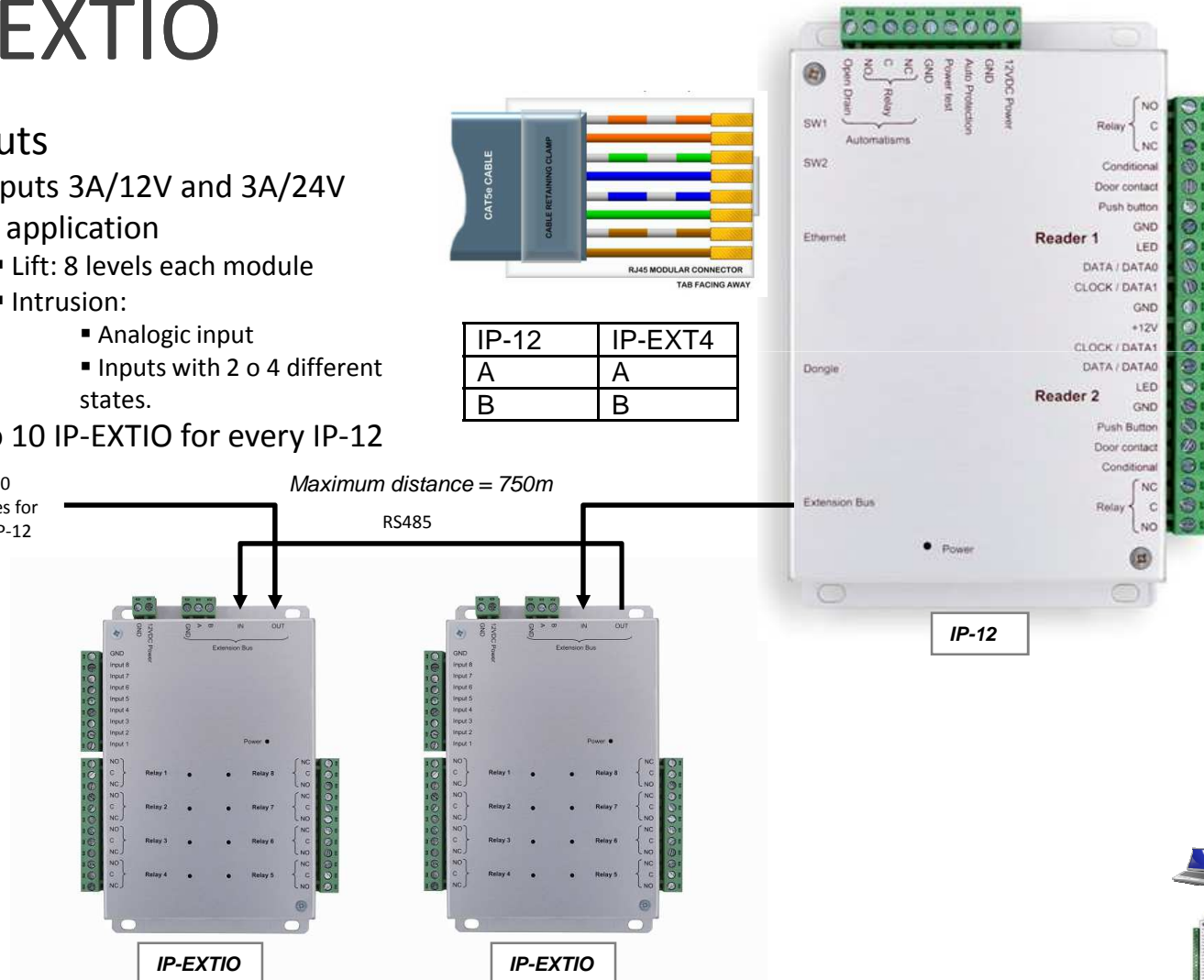


IP-12	IP-EXT4
A	A
B	B

Up to 10 modules for every IP-12

Maximum distance = 750m

RS485



CONTENT

System Description

IP-12 Access control unit

Expansion Modules

 Software on-line DOMO

Summary

Software on-line DOMO

ON-LINE Access Control Unit

TCP/IP communication

- Management software
- DONGLE
- Windows XP, VISTA y 7
- 32/64 bits
- Languages: English, French, Spanish
- Assistant to create new installations.
- Assistant to create new users.
- Access y SQL server
- ONLINE y OFFLINE (autonomous) working
 - Local/Global Antipassback.
 - Counter.
 - Alarms.
 - Accompanying management.
 - Automatismos.
- Real time synoptic display
 - Doors state.
 - Readers.
 - Analogic inputs.
 - Outputs state.
 - Counters.

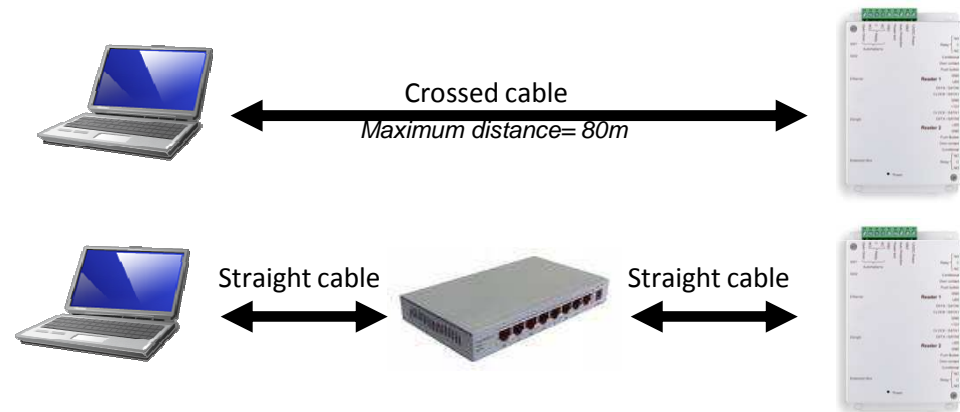


IP address automatic detection.
High quality voice messages.
Self-learning identifiers function.
Possibility to add time slots and bank holidays manually and in the graphic.
Up to 10 time slots each day.
Bank holidays can be synchronized to Outlook.
Up to 8 bank holidays lists.
1 user can have more than 1 identifier.
Shortcuts and automatismos can be created.



Software on-line DOMO

Conexión PC



Each IP-12 has an IP address. This address is printed on a sticker on the unit housing. To configure a different IP address, you can use the “Automatic detection” menu in the DOMOS software.




Software on-line DOMO

DONGLE

Use of the dongle

Número de lectores/puertas	Software	Dongle
Up 2 readers	DOMOS	No Dongle required
Up 10 readers	DOMOS-10	Dongle required
Up to 40 readers	DOMOS-40	Dongle required
Up 140 readers	DOMOS-140	Dongle required
Up 840 readers	DOMOS-840	Dongle required



CONTENT

System Description

IP-12 Access control unit

Expansion Modules

Software on-line DOMO

 Summary

Summary

IP-12
 Technical Specifications

Processors	2 with redundancy function
Extension Bus	RS485
BUS Connector type	RJ45
PC Communication	TCP/IP
Power supply	12Vdc
Users	15000
Readers	IP-12 = 2 + IP-EXT4 = 4
Relays	1 per reader + 1 (automatism) (5A)
Events	15000
Digital Inputs	3 per reader
Readers protocol	WG, C&D, BUS-S
Time Slots	128
Maximum number of doors	840
Antipassback	Local without PC Global with PC
Automatism	64 (counters are allowed without PC)
Pre-paid	YES
Accompanying management	YES
Alarms	YES



NEW ON-LINE Access Control Unit

DOMO