




jcmtechnologies

quick guide

KEELock

Electronic cylinder for
residential installations

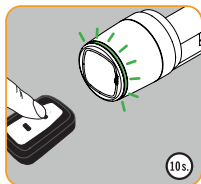
EN

Programming

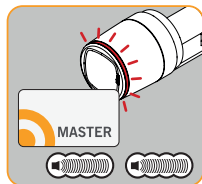
PROG



Enter programming mode.

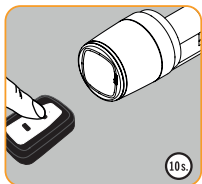


Press the transmitter button to program.

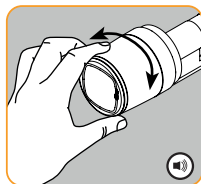


Exit programming mode.

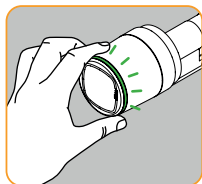
Operation



Press transmitter buttons to open the door.



Wake up.



Transmitter validated.
Cylinder unlocked.

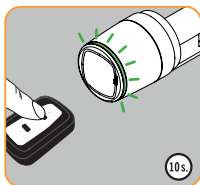
If after unlocking the light becomes red instead of green, the device is informing that a battery replacement is needed.



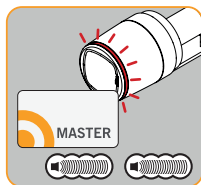
Single reset



Enter reset mode.



Press the transmitter button to reset.



Exit reset mode.


Total reset



Enter programming mode.



Enter total reset mode.

 If there is no activity in 10 seconds, the device will exit from configuration mode.

Problem solving

See our website for troubleshooting: www.jcm-tech.com/JCM/keelock/

EC Declaration of Conformity

The manufacturer JCM TECHNOLOGIES, S.A. declares that the product KEElOCK complies with the relevant fundamental requirements of the RED Directive 2014/53/EU and of the RoHS Directive 2011/65/EU.

See web page www.jcm-tech.com/declarations

QG_3200823_KEELOCK_EN_Rev02

